

TOWN OF CALEDON
PLANNING
RECEIVED
Apr 16, 2024

**ENDANGERED SPECIES
PROTECTION ZONE**

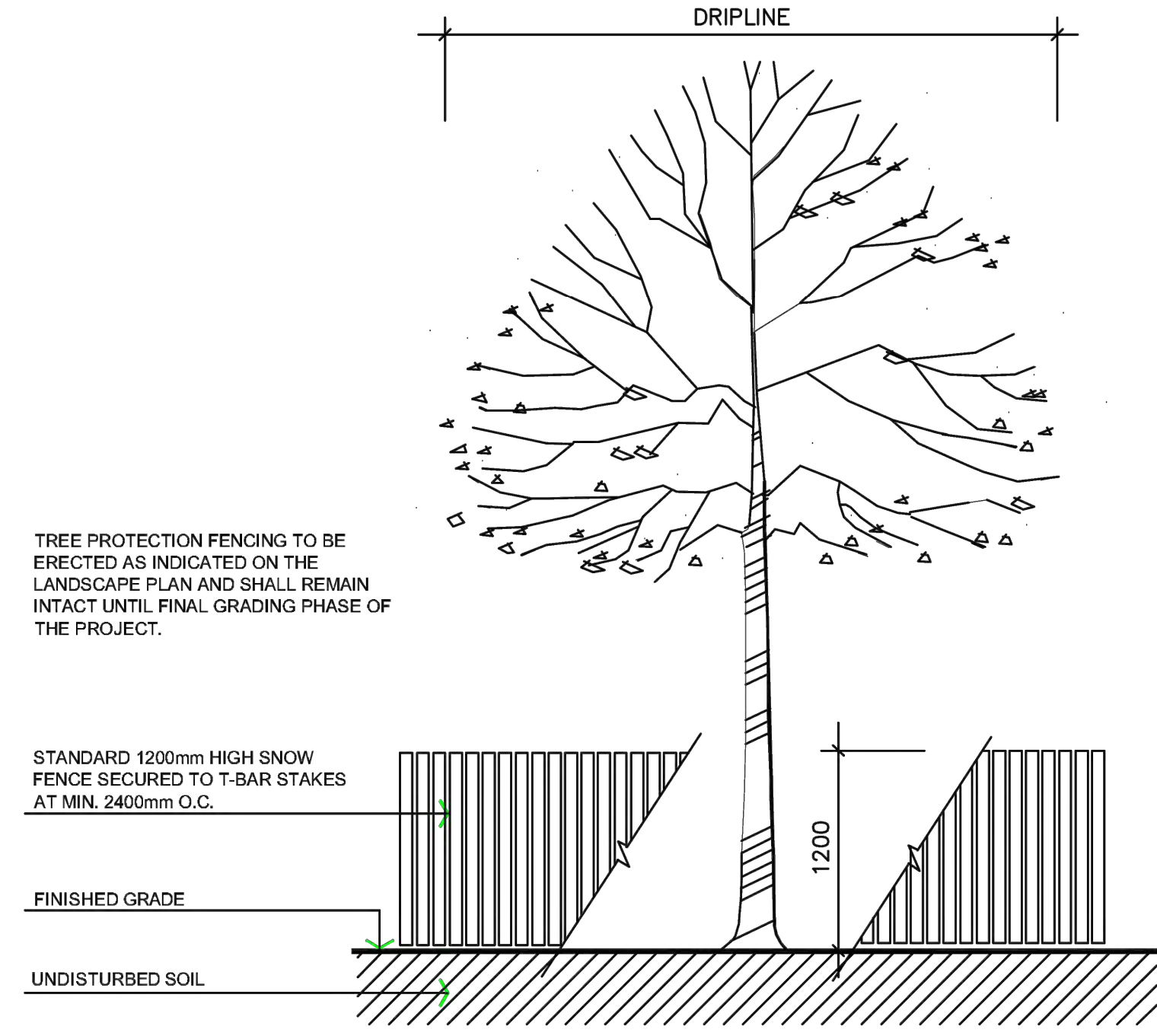
Construction activities are forbidden beyond this point.

Authorized by the Endangered Species Act, 2007
Ontario Ministry of Natural Resources
Environment Canada - Canadian Wildlife Services.

BUTTERNUT PROTECTION HOARDING SIGNAGE

TREE PROTECTION RECOMMENDATIONS:

- Install hoarding for subsequent municipal review/approval.
- Hoarding may be moved temporarily to provide access for tree removal only. These trees should be felled away from protected areas to avoid pulling and breaking of roots of trees to remain.
- Pruning, if required, should be done prior to construction and in accordance with current arboricultural practices.
- Storage of any materials, fill, vehicles/equipment, and disposal of liquids is not permitted within 1m of protected areas.
- Excavation in close proximity to protected areas are to be undertaken with a certified arborist present.
- Roots encountered due to excavation are to be cut with a clean sharp blade. Tearing and ripping of roots is not permitted.
- Hydrovac is recommended as the preferred method for excavation, within 1m of protected areas.
- Exposed roots are to be covered immediately with mulch or topsoil and watered thoroughly. A light coloured tarpaulin may also be used to prevent root desiccation.
- Deep root fertilize (3:1:1) following backfilling.
- Trees should be re-assessed periodically in order to maintain an up to date understanding of health and structure.



SPECIFICATIONS FOR THE PROTECTION AND PRESERVATION OF EXISTING VEGETATION:

1. PRIOR TO ISSUANCE OF THE BUILDING PERMIT, ALL EXISTING TREES THAT ARE TO BE PRESERVED SHALL BE FULLY PROTECTED WITH HOARDING (IE SNOW FENCING) OUTSIDE THEIR 'DRIPLINES', TO THE SATISFACTION OF THE TOWN.
2. GROUPS OF TREES AND OTHER EXISTING PLANTINGS TO BE PROTECTED SHALL BE TREATED IN A LIKE MANNER WITH HOARDING AROUND THE ENTIRE CLUMP(S).
3. AREAS WITHIN THE PROTECTIVE FENCING SHALL REMAIN UNDISTURBED AND SHALL NOT BE USED FOR THE STORAGE OF BUILDING MATERIALS OR EQUIPMENT NO CONTAMINANTS SHALL BE DUMPED OR FLUSHED WHERE FEEDER ROOTS OF TREES EXIST.
4. PRUNE BRANCHES TO REMOVE DAMAGED LIMBS ONLY. DO NOT DAMAGE LEADERS. ALL CUTS OVER 25mm SHALL BE TREATED IN ACCORDANCE WITH APPROPRIATE HORTICULTURAL PRACTICES AS APPROVED BY THE TOWN.
6. CUTTING OF ROOTS OR CHANGING OF GRADES AROUND EXISTING TREES TO BE PRESERVED WILL NOT BE PERMITTED WITHOUT THE APPROVAL OF THE PUBLIC WORKS AND ENGINEERING DEPARTMENT.
7. TREES THAT HAVE DIED, OR HAVE BEEN DAMAGED BEYOND REPAIR SHALL BE REPLACED AT THE DEVELOPER'S EXPENSE, WITH TREES OF A SIZE AND SPECIES APPROVED BY THE TOWN.
8. IF TREES ARE BEING ADVERSELY AFFECTED BY CONSTRUCTION, A WATERING AND FERTILIZING PROGRAM IS TO BE SET UP TO THE SATISFACTION OF THE TOWN.
9. TREE PRESERVATION FENCE TO BE INSPECTED BY THE CONSULTING LANDSCAPE ARCHITECT AND APPROVED PRIOR TO CONSTRUCTION COMMENCING.

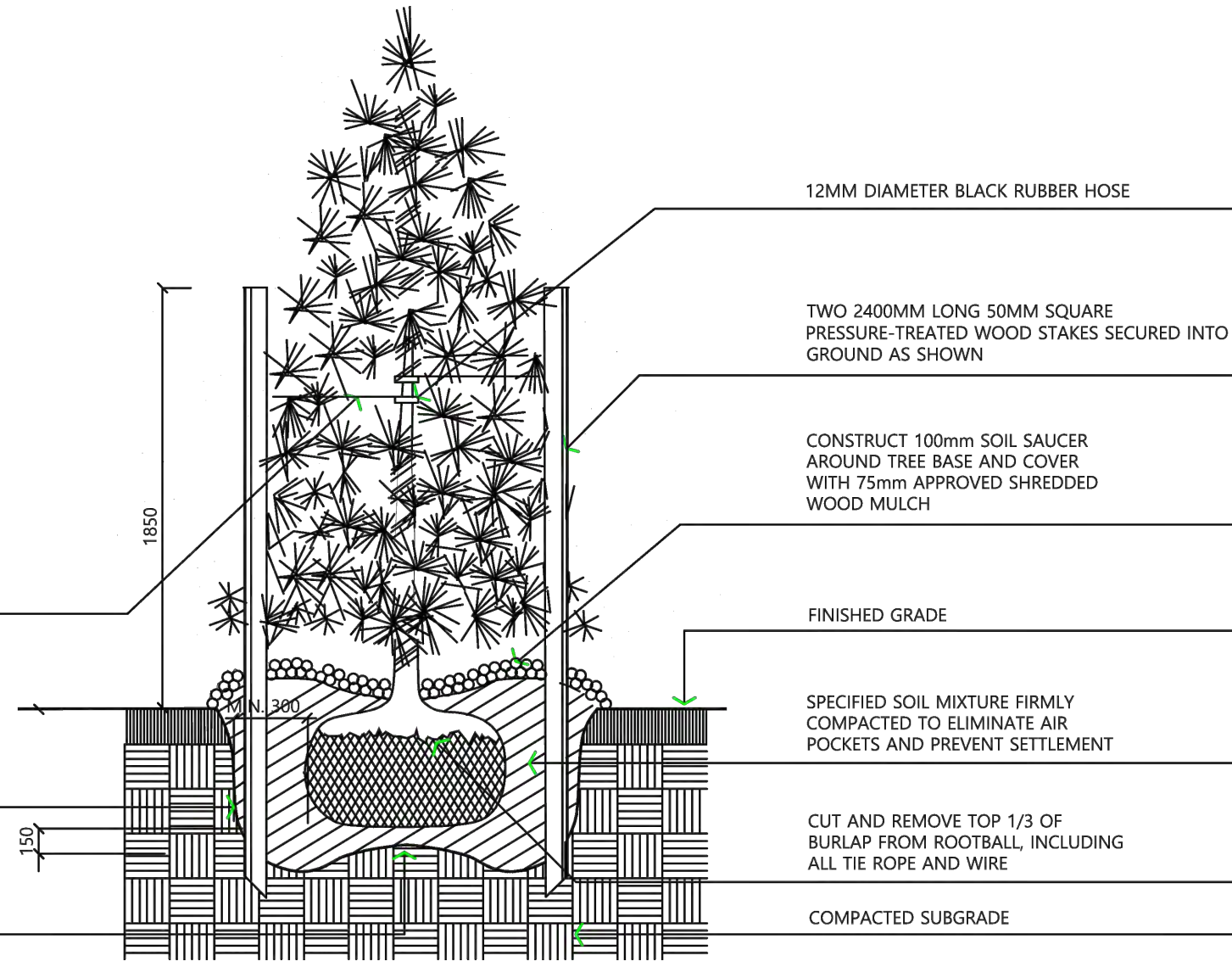
NOTES:

1. TREE SHALL BE MEASURED TO HEIGHT OF LAST YEAR'S GROWTH.
2. PRUNING SHALL BE LIMITED TO DEAD OR BROKEN BRANCHES AFTER PLANTING. MAINTAIN ORIGINAL SHAPE OF TREE. DO NOT TRIM LEADER BRANCH.
3. SET TREE 75-100mm HIGHER THAN ADJACENT FINISHED GRADE TO ALLOW FOR SETTLEMENT.

12-GAUGE GALVANIZED WIRE ENCLOSED IN 12MM DIAMETER RUBBER HOSE SECURED AROUND THE TREE TRUNK. PROVIDE WIRE TURNBUCKLE FOR TENSION ADJUSTMENT

SCARIFY, LOOSEN, IRRIGATE AND FERTILIZE THE INSIDE OF THE TREE PIT PRIOR TO PLANTING

PROVIDE 75mm SOIL MOUND AT BASE OF PIT AS SHOWN



TOWN OF CALEDON TYPICAL CONIFEROUS TREE PLANTING

N.T.S.

TREE PRESERVATION

N.T.S.

SPECIFICATIONS

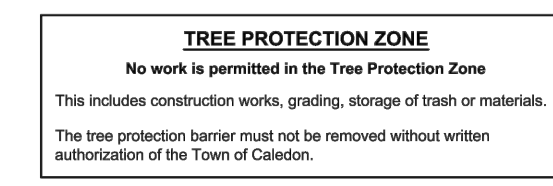
A. General

The following Tree Preservation and Protection Measures will be undertaken to help eliminate and/or significantly reduce construction injury to all trees recommended for preservation. All temporary tree protection measures cited for retained trees must comply with the Town of Caledon Tree Protection Specifications and Details. Any variation from the standard tree protection measures must be approved in writing by the Town of Caledon.

B. Pre-Construction Phase

1. Prior to construction, the trees to be preserved shall be protected with a Tree Protection Barrier. The barrier shall consist of 1.2m (4ft) high orange plastic snow fence wired to T-bars (see Town of Caledon Tree Preservation Fencing, STD 606).
2. If applicable, attach a filter cloth 600mm high to the construction side of the hoarding to act as sediment control. Sediment control fencing shall meet or exceed OPSD-219.110, and be installed to the satisfaction of the Town of Caledon.
3. All supports and bracing used to safely secure the barrier should be located outside the Tree Protection Zone (TPZ). All supports and bracing should minimize damage to roots.
4. The TPZ fence is to be installed along the edge of the tree protection zones. This hoarding is to remain in place and remain in good condition throughout the entire duration of the project. Dismantling the tree protection barrier prior to approval by the Town of Caledon staff may constitute a contravention.
5. The applicant shall notify the Town of Caledon and the consulting certified arborist or landscape architect to confirm that the tree protection barriers are in place.

6. Where fill or excavated material must be temporarily located near a TPZ, a wooden barrier must be used to ensure no material enters the TPZ.
7. Remove any garbage and foreign debris from the tree protection zones, daily.
8. For the trees that were recommended for removal and/or crown pruning that are within the TPZ limits, these activities are to be performed by a qualified ISA certified arborist prior to the installation of the Tree Protection Zone barriers and prior to the commencement of any construction activities. Install the Tree Protection Zone barrier as per Tree Preservation Fencing, STD 606 at the limits shown on the tree inventory and protection plan after the tree removal, whichever is greater, and crown pruning activities are completed.
9. A Tree Protection Zone sign must be mounted on all sides of the tree protection barrier for the duration of site construction. The sign should be a minimum of 40cm x 60cm and made of white gator board or equivalent material.
10. The sign must be similar to the illustration shown below, or as directed by the Town of Caledon.



11. All contractors and site visitors should be informed of the tree preservation and protection measures at a pre-construction meeting.

specifications continued on next panel...

SPECIFICATIONS continued from previous panel

C. During Construction Phase

1. All areas within the TPZ shall remain undisturbed for the duration of construction. There will be no grade changes, dumping, and storage of any materials, structures or equipment within these areas. The Tree Protection Barrier must not be removed without the written authorization of the Town of Caledon.
2. Minor grading works will be permitted at the edge of the preservation zone as required to correct localized depressions, and blend to existing grades. This work to be undertaken under the direct supervision of an ISA certified arborist. A certified ISA arborist will undertake proper root pruning in accordance with acceptable arboriculture practices when and if roots of retained trees are to be exposed, damaged, or severed by construction work. The exposed roots will be backfilled with appropriate material as soon as possible to prevent desiccation. Root pruning prior to excavation will help prevent necessary damage to tree roots. The use of low pressure hydrovac to expose roots is recommended, at no additional cost.
4. The Town of Caledon must be notified for all work that impacts the TPZ for temporary removal of a section of hoarding to gain access for fine grading or other works. All works are to be supervised by the Town of Caledon.
5. No cables, wire or ropes of any kind shall be wrapped around or installed in trees to be preserved.
6. No contaminants will be dumped or flushed in the TPZ areas or where feeder roots of trees exist (generally beyond the TPZ areas).
7. Irrigate tree protection zones during drought conditions, June to September to reduce drought stress.
8. Inspect the site daily to ensure hoarding is in place and in good condition. Inspect trees to monitor condition.

end of specifications

D. Post Construction Phase

1. Following the completion of all site works including landscaping, and after review and approval by the Town of Caledon staff, the protective hoarding may be removed.
2. After removal of the protective hoarding, the Tree Preservation Zones shall be inspected by the Town of Caledon staff. Any remaining dead, diseased, or hazardous limbs or trees are to be removed by an ISA certified arborist as directed by the consulting arborist or Town of Caledon staff.

TOWN OF CALEDON TREE PRESERVATION STANDARD NOTES

N.T.S.

TOWN OF CALEDON TYPICAL DECIDUOUS TREE PLANTING

N.T.S.

NOTES:

1. WILTPROOF IN NURSERY PRIOR TO DELIVERY.
2. PRUNING SHALL BE LIMITED TO DEAD, DISEASED OR BROKEN BRANCHES AFTER PLANTING. MAINTAIN ORIGINAL SHAPE OF THE TREE. DO NOT TRIM LEADER BRANCH.
3. SET TOP OF ROOT BALL 75-100mm HIGHER THAN ADJACENT FINISHED GRADE TO ALLOW FOR SETTLEMENT.

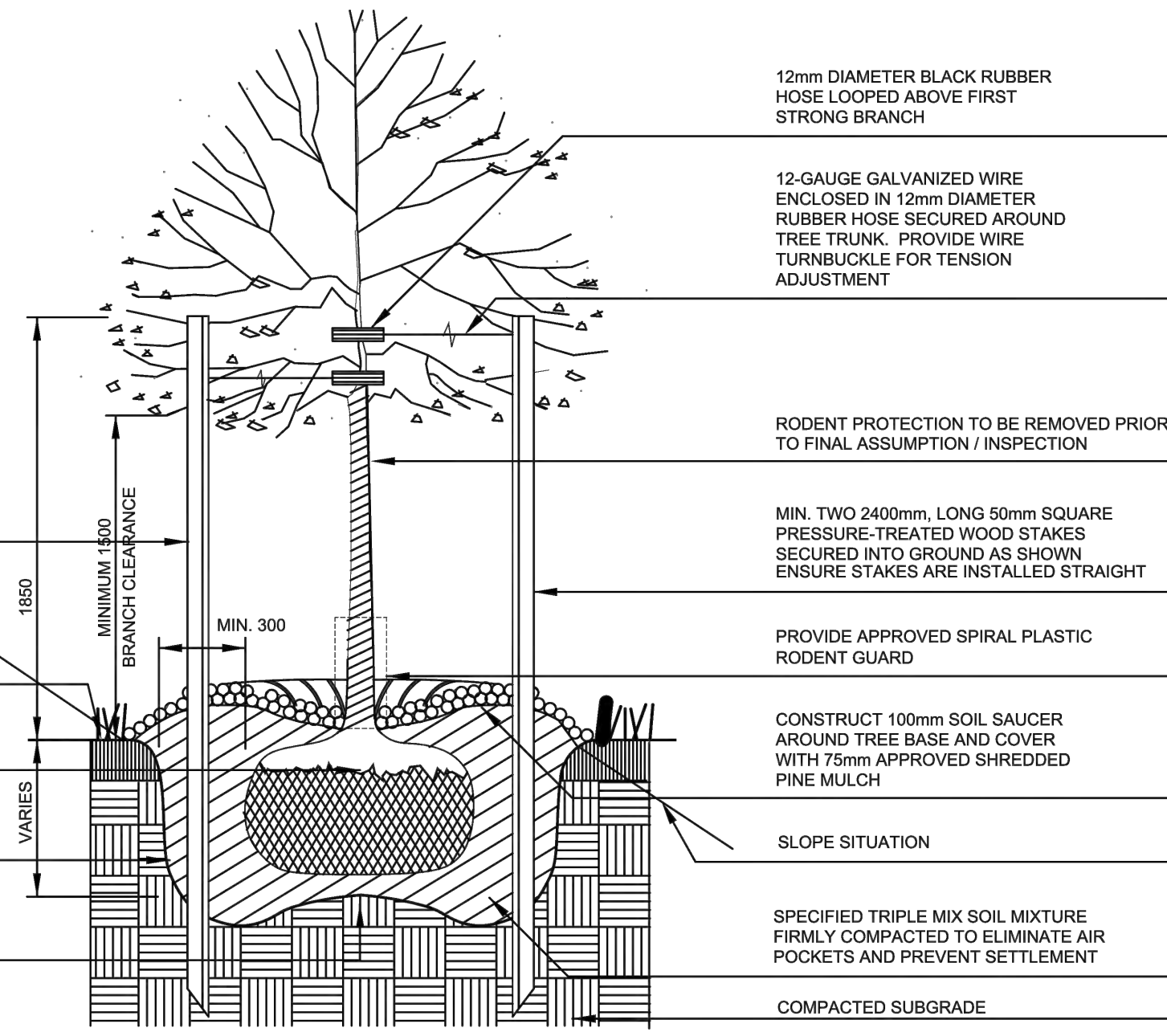
SET TREE STAKES JUST INSIDE TREE PIT AS SHOWN

FINISHED GRADE

CUT AND REMOVE TOP 1/3 OF BURLAP FROM ROOTBALL, INCLUDING ALL TIE ROPE AND WIRE

SCARIFY, LOOSEN, AND IRRIGATE THE INSIDE OF THE TREE PIT PRIOR TO PLANTING

PROVIDE 75mm SOIL MOUND AT BASE OF PIT AS SHOWN



LIMITING CONDITIONS:

This tree inventory was derived from data gathered on the site using accepted arboricultural practices. This includes a visual examination of all above ground parts of the tree for structural defects and signs of health and vigour. All examination took place from the ground plane and no trees were cored, probed or climbed. There was also no detailed inspection of the root crown where excavation would have been required.

This inventory describes the health, structural stability and identifies potential hazards of the trees to a reasonable extent. Where dead branches or other are identified in the notes it is the owners responsibility to take action. This inventory does not provide or imply a guarantee that these trees or branches will remain standing intact. The stability of any tree or branches of a tree cannot be predicted with absolute certainty under all circumstances.

There is, likewise, no guarantee of survival for those trees to be preserved during construction but which are subject to injury. Tree preservation guidelines that are provided in this report are generally suitable for the tree as determined by the visual assessment. However, there is no guarantee that these guidelines will be followed throughout construction unless an arborist is retained for complete supervision of the site at all times. Even with complete supervision, roots in an urban environment are unpredictable. Guidelines, that suppose an even distribution of roots may not be effective in cases where roots have clustered in small areas.

The assessment in this inventory is valid only at the time of inspection.



Note: All Drawings by Baker Turner inc. to be Printed in Colour.

REVISIONS

DATE	DESCRIPTION

Apr 03, 2024 Issued for Submission

Oct 26, 2022 Issued for Submission

Jun 02, 2022 Issued for Client Review

DATE DESCRIPTION

NOTE: Contractor is to check and verify all dimensions and conditions on the project, and is to immediately report any discrepancies to the landscape architect before proceeding with the work.



Landscape Architecture | Site Design
Suite 234
2010 Winston Park Drive
Oakville Ontario L6H 5R7
Tel: (289) 291-7620
email: tba@bakerturner.com

Project Title

Carringwood Homes

Hunsden Residential
10249 Hunsden Sideroad
Town of Caledon, ON

TREE PROTECTION PLAN DETAILS

Date	Issued
April 2022	
Job Number	Drawn By
BTI-1631	JW, EO
Scale	Checked By
1:1000	JW
Sheet Number	File Number
TS.2	