

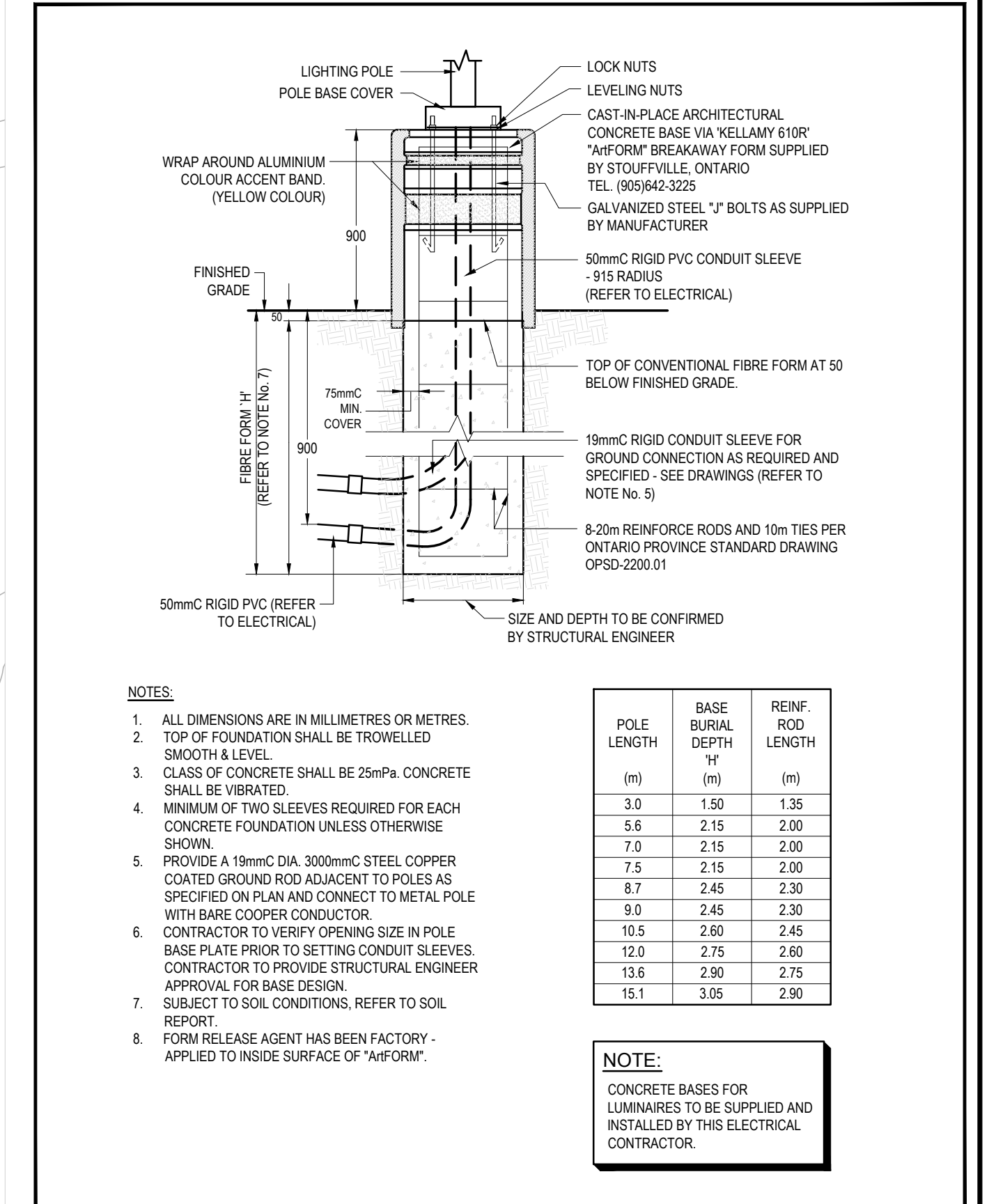
1 ELECTRICAL SITE PLAN
 ES-1 SCALE: 1:1200

Tag	Symbol	Qty	Description	Light Fixture Catalogue No.	LLF	Luminaire Lumens	Luminaire Watts
1P3Ma	⬢		SINGLE HEAD, 22000 LUMEN, 260W, 347V, TYPE II DISTRIBUTION EXTERIOR 4000K LED FIXTURE MOUNTED ON 24" ROUND POLE C/W 3" BASE AND INTERNAL HOUSE SIDE SHELD.	US ARCHITECTURE R2R PLED-IV-BL-LED-1050MA-40K-XXX-1-XXX-HS-4000K, (MH: 29FT AFF), COMPLETE WITH INTERNAL HOUSE SIDE SHELD.	0.870	22998	256.4
1P3Mb	⬢		SINGLE HEAD, 13000 LUMEN, 140W, 347V, TYPE II DISTRIBUTION EXTERIOR 4000K LED FIXTURE MOUNTED ON 24" ROUND POLE C/W 3" BASE AND INTERNAL HOUSE SIDE SHELD.	US ARCHITECTURE R2R PLED-IV-BL-LED-1050MA-40K-XXX-1-XXX-HS-4000K, (MH: 29FT AFF), COMPLETE WITH INTERNAL HOUSE SIDE SHELD.	0.870	13364	129.4
1P3Mc	⬢		SINGLE HEAD, 22000 LUMEN, 260W, 347V, TYPE II DISTRIBUTION EXTERIOR 4000K LED FIXTURE MOUNTED ON 24" ROUND POLE C/W 3" BASE AND INTERNAL HOUSE SIDE SHELD.	US ARCHITECTURE R2R PLED-IV-BL-LED-1050MA-40K-XXX-1-XXX-HS-4000K, (MH: 29FT AFF), COMPLETE WITH INTERNAL HOUSE SIDE SHELD.	0.870	22511	256.4
1P4a	⬢		SINGLE HEAD, 22000 LUMEN, 260W, 347V, TYPE IV DISTRIBUTION EXTERIOR 4000K LED FIXTURE MOUNTED ON 24" ROUND POLE C/W 3" BASE AND INTERNAL HOUSE SIDE SHELD.	US ARCHITECTURE R2R PLED-IV-FR-LED-1050MA-40K-XXX-1-XXX-HS-4000K, (MH: 29FT AFF), COMPLETE WITH INTERNAL HOUSE SIDE SHELD.	0.870	22451	256.4
1P4b	⬢		SINGLE HEAD, 22000 LUMEN, 260W, 347V, TYPE IV DISTRIBUTION EXTERIOR 4000K LED FIXTURE MOUNTED ON 24" ROUND POLE C/W 3" BASE.	US ARCHITECTURE R2R PLED-IV-FR-LED-1050MA-40K-XXX-1-XXX-4000K, (MH: 29FT AFF), COMPLETE WITH INTERNAL HOUSE SIDE SHELD.	0.870	28995	256.4
1P2a	⬢		SINGLE HEAD, 22000 LUMEN, 260W, 347V, TYPE II DISTRIBUTION EXTERIOR 4000K LED FIXTURE MOUNTED ON 24" ROUND POLE C/W 3" BASE.	US ARCHITECTURE R2R PLED-IV-FR-LED-1050MA-40K-XXX-2-180-XXX-HS-4000K, (MH: 29FT AFF), COMPLETE WITH INTERNAL HOUSE SIDE SHELD.	0.870	28995	256.4
2P3Ma	⬢		DOUBLE HEAD, 242000 LUMEN, 24200W, 347V, TYPE II DISTRIBUTION EXTERIOR 4000K LED FIXTURE MOUNTED ON 24" ROUND POLE C/W 3" BASE.	US ARCHITECTURE R2R PLED-IV-FR-LED-1050MA-40K-XXX-2-180-XXX-HS-4000K, (MH: 29FT AFF), COMPLETE WITH INTERNAL HOUSE SIDE SHELD.	0.870	22511	256.4
2P3Mb	⬢		DOUBLE HEAD, 242000 LUMEN, 24200W, 347V, TYPE IV DISTRIBUTION EXTERIOR 4000K LED FIXTURE MOUNTED ON 24" ROUND POLE C/W 3" BASE.	US ARCHITECTURE R2R PLED-IV-FR-LED-1050MA-40K-XXX-2-180-XXX-HS-4000K, (MH: 29FT AFF), COMPLETE WITH INTERNAL HOUSE SIDE SHELD.	0.870	22451	256.4
W3Ma	⬢		SINGLE HEAD, 22000 LUMEN, 260W, 347V, TYPE II DISTRIBUTION EXTERIOR 4000K LED FIXTURE MOUNTED ON 24" ROUND POLE C/W 3" BASE AND WALL MOUNTED BRACKET.	US ARCHITECTURE R2R PLED-IV-BL-LED-1050MA-40K-XXX-WA-XXX, (MH: 29FT AFF), COMPLETE WITH WALL MOUNTED BRACKET.	0.870	22998	256.4
W2a	⬢		WALL MOUNTED, 22000 LUMEN, 260W, 347V, TYPE II DISTRIBUTION EXTERIOR 4000K LED FIXTURE.	US ARCHITECTURE R2R PLED-IV-BL-LED-1050MA-40K-XXX-WA-XXX, (MH: 29FT AFF), COMPLETE WITH WALL MOUNTED BRACKET.	0.870	22998	256.4
W4a	⬢		WALL MOUNTED, 28000 LUMEN, 280W, 347V, TYPE IV DISTRIBUTION EXTERIOR 4000K LED FIXTURE.	US ARCHITECTURE R2R PLED-IV-FR-LED-1050MA-40K-XXX-WA-XXX, (MH: 29FT AFF), COMPLETE WITH WALL MOUNTED BRACKET.	0.870	28995	256.4
W5	⬢		WALL MOUNTED, 2300 LUMEN, 22W, 347V, TYPE II DISTRIBUTION EXTERIOR 4000K LED FIXTURE.	US ARCHITECTURE R2R PLED-IV-BL-LED-1050MA-40K-XXX-WA-XXX, (MH: 29FT AFF), COMPLETE WITH WALL MOUNTED BRACKET.	0.870	2370	21.4

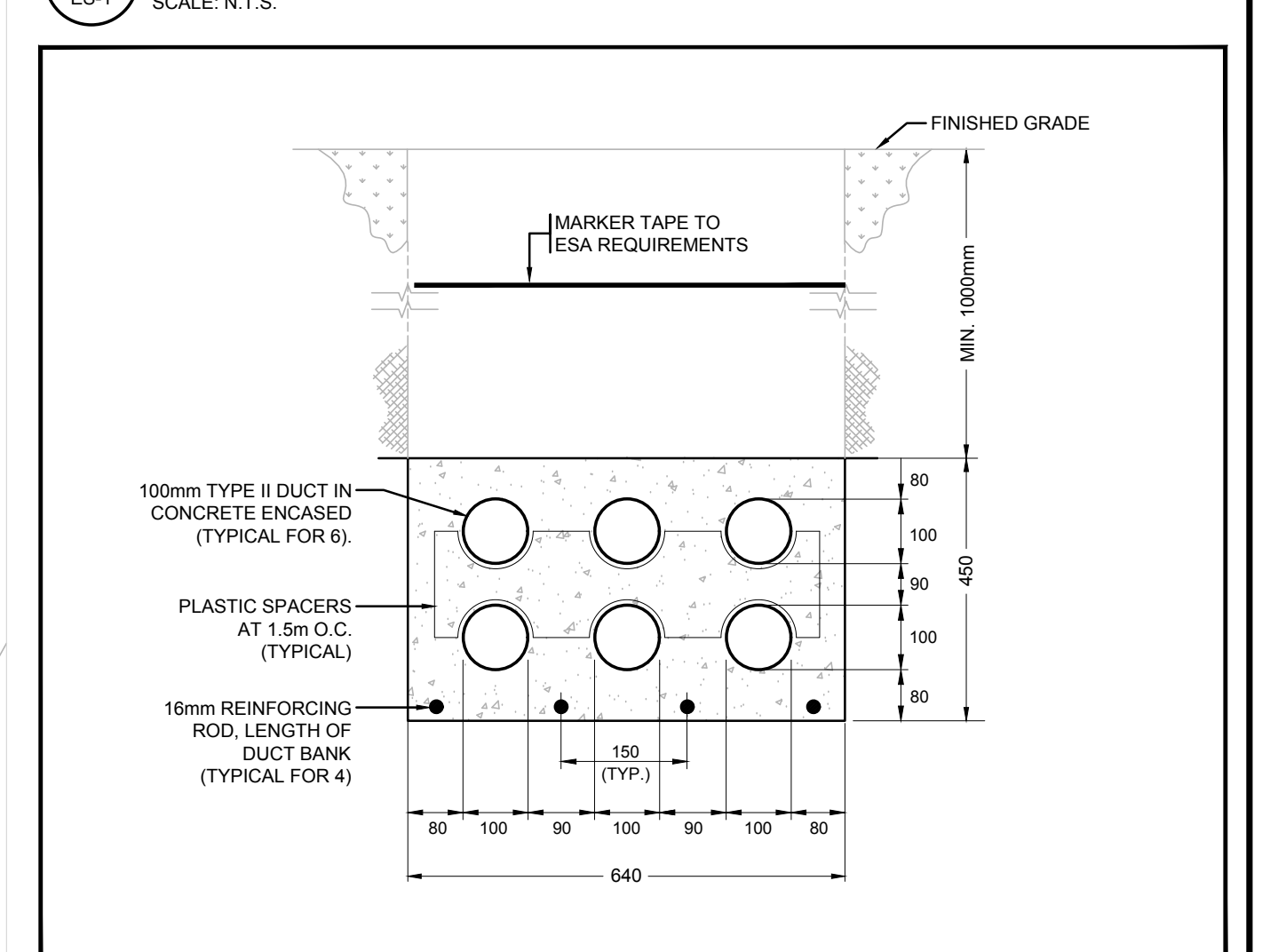
LUMINAIRE SCHEDULE NOTES:
 1. FINISH TO BE CONFIRMED WITH ARCHITECT PRIOR TO ORDER.
 2. ALL LUMINAIRES TO BE DARK GRAY COMPLIANT AND BIRD FRIENDLY.



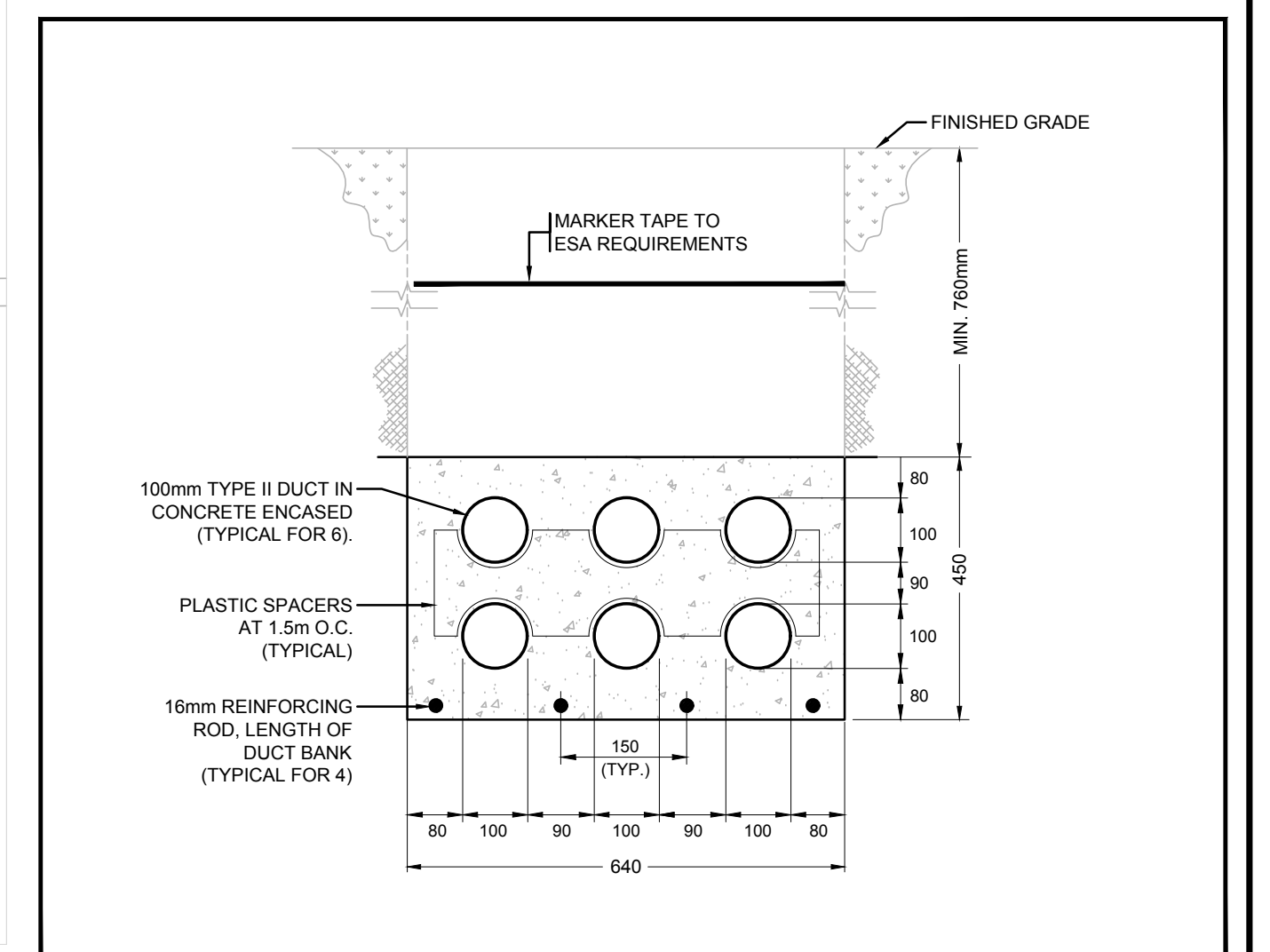
2 VICINITY MAP
 ES-1 SCALE: N.T.S.



3 TYPICAL CONCRETE POLE BASE FOR LUMINAIRE
 ES-1 SCALE: N.T.S.




4 PRIMARY DUCTBANK DETAIL
 ES-1 SCALE: N.T.S.



5 TELEPHONE/DATA+CATV+EV DUCTBANK DETAIL
 ES-1 SCALE: N.T.S.

WARE MALCOMB
 ARCHITECTURE CIVIL ENGINEERING INTERIORS
 6225 Highway 7, Suite 300
 Vaughan, ON L4L 4L9
 P: (905) 709-1221
 F: (905) 709-1222

HAMMERSCHLAG & JOFFE INC.
 431 Leslie Road, Toronto, Ontario
 Canada M2H 2T8
 F: (416) 444-1443
 E: info@hampj.com



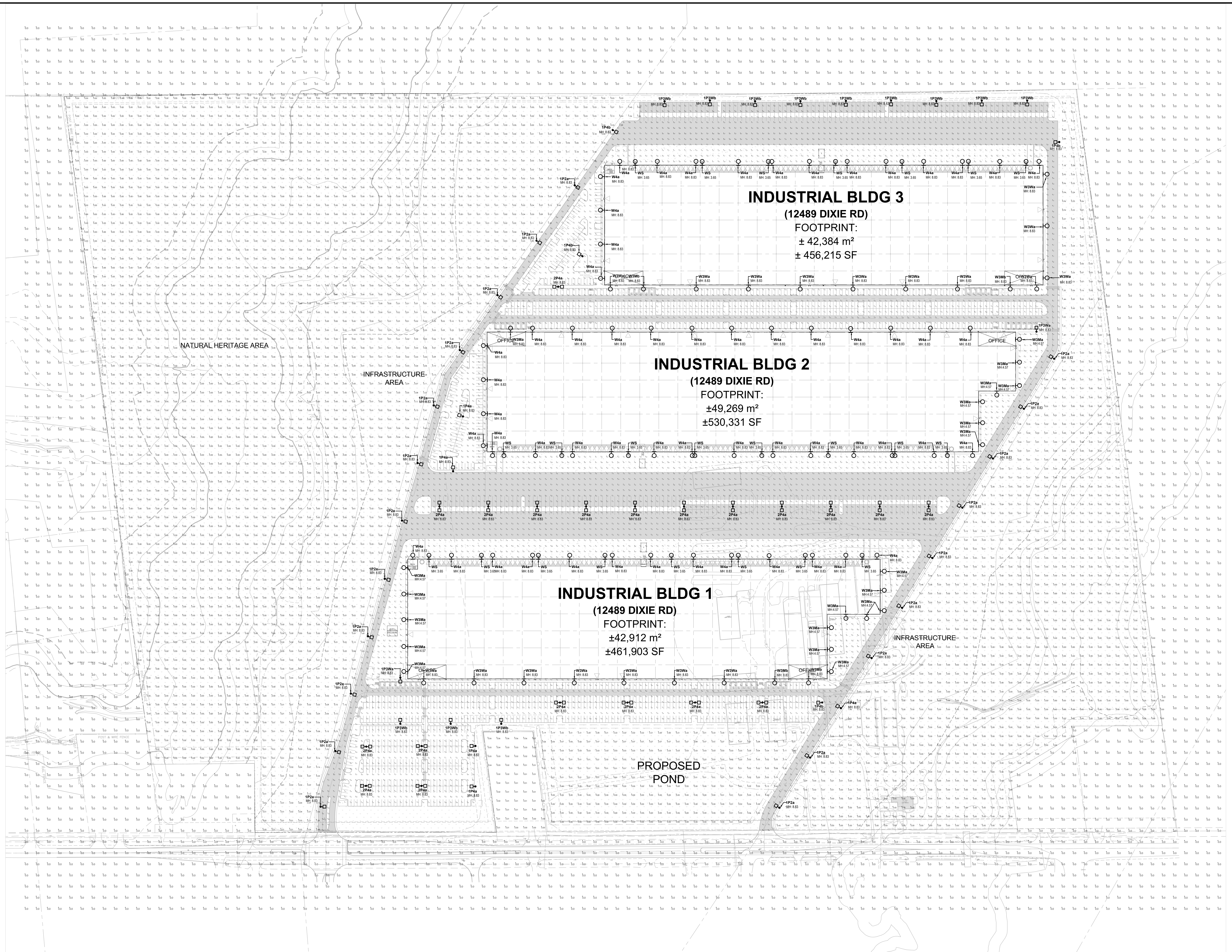
QUADREAL PROPERTY GROUP
 TOWN OF CALEDON DIXIE ROAD
 12489 DIXIE ROAD
 CALEDON, ONTARIO CANADA

SITE PLAN - ELECTRICAL

DATE	REVISIONS
13 DEC 2024	ISSUED FOR SFP

CHECK BY: JW.
 DRAWN BY: MT.
 JOB NO.: 23-000-007

ES-1



1 ELECTRICAL SITE PLAN - PHOTOMETRIC
SCALE: 1 : 1200

Calculation Summary						
Label	Units	Avg	Max	Min	Avg/Min	Max/Min
Natural Heritage Area 1	Fc	0.10	4.34	0.00	N.A.	N.A.
Natural Heritage Area 2	Fc	0.05	5.22	0.00	N.A.	N.A.
Pond Area	Fc	0.05	0.60	0.00	N.A.	N.A.
Site Lighting	Fc	2.20	10.4	0.1	22.00	104.00
Spill Light	Fc	0.00	0.3	0.0	N.A.	N.A.
Spill Light API	Fc	0.02	0.07	0.00	N.A.	N.A.

Luminaire Schedule - BB Model						
Tag	Symbol	Qty	Description	LF	Luminaire Lumens	Arrangement Watts
IP2a	•	22	US Architecture Volume VLL-FLED-B-22W-80LED-875mA-40K-300X-1300-4000K (MH: 2911 AFF)	0.870	29847	221.5
IP3Mb	•	2	US Architecture Volume VLL-FLED-B-17W-80LED-700mA-450-300X-1300-4000K (MH: 2911 AFF) Complete with Internal House Side Shield	0.870	18428	173.5
IP3Wa	•	2	US Architecture Volume VLL-FLED-B-22W-80LED-875mA-400-300X-1300-4000K (MH: 2911 AFF)	0.870	28198	221.5
IP3Wb	•	12	US Architecture Volume VLL-FLED-B-17W-80LED-875mA-450-300X-1300-4000K (MH: 2911 AFF) Complete with Internal House Side Shield	0.870	21616	221.5
IP4b	•	6	US Architecture Volume VLL-FLED-N-FT-22W-80LED-875mA-400-300X-1300-4000K (MH: 2911 AFF) Complete with Internal House Side Shield	0.870	21557	221.5
2Pa	□	20	US Architecture Volume VLL-FLED-N-FT-22W-80LED-875mA-400-300X-1300-4000K (MH: 2911 AFF) Complete with Wall Mount Bracket	0.870	27456	443
W3Ma	•	20	US Architecture - Razer Wall Mount - 875mA-40K-300X-1300-4000K (MH: 1591 AFF)	0.870	14297	107.9
W3Wa	•	5	US Architecture Volume VLL-FLED-B-22W-80LED-875mA-400-300X-1300-4000K (MH: 2911 AFF) Complete with Wall Mount Bracket	0.870	30369	221.5
W3Wb	•	27	US Architecture Volume VLL-FLED-B-17W-80LED-875mA-450-300X-1300-4000K (MH: 2911 AFF) Complete with Wall Mount Bracket	0.870	28198	221.5
W4a	•	46	US Architecture Volume VLL-FLED-N-FT-22W-80LED-875mA-400-300X-1300-4000K (MH: 2911 AFF) Complete with Wall Mount Bracket	0.870	27456	221.5
WS	○	22	US Architecture - Razer Wall Mount - 875mA-40K-300X-1300-4000K (MH: 1591 AFF)	0.870	3290	21.4


LUMINAIRE SCHEDULE NOTES:
1. FINISH TO BE CONFIRMED WITH ARCHITECT PRIOR TO ORDER.
2. ALL LUMINAIRES TO BE DARK SKY COMPLIANT AND BIRD FRIENDLY.



2 VICINITY MAP
SCALE: N.T.S.

WARE MALCOMB
ARCHITECTURE CIVIL ENGINEERING INTERIORS
1250 Highway 7, Suite 300
Wheatley, ON L7R 4R7
P: 905.702.9221

HAMMERSCHLAG & JOFFE INC
431 Central Road, Toronto, Ontario
Canada M5R 2T8
P: 416.444.4443
E: info@hamjoff.com



QUADREAL PROPERTY GROUP
TOWN OF CALEDON DIXIE ROAD
12489 DIXIE ROAD
CALEDON, ONTARIO CANADA

SITE PLAN - ELECTRICAL
REVISIONS

NO.	DATE	DESCRIPTION
1	13 DEC 2024	ISSUED FOR SFP

CHECK BY: JW.
DRAWN BY: MT.
JOB NO.: 23-000-007

ESP-1