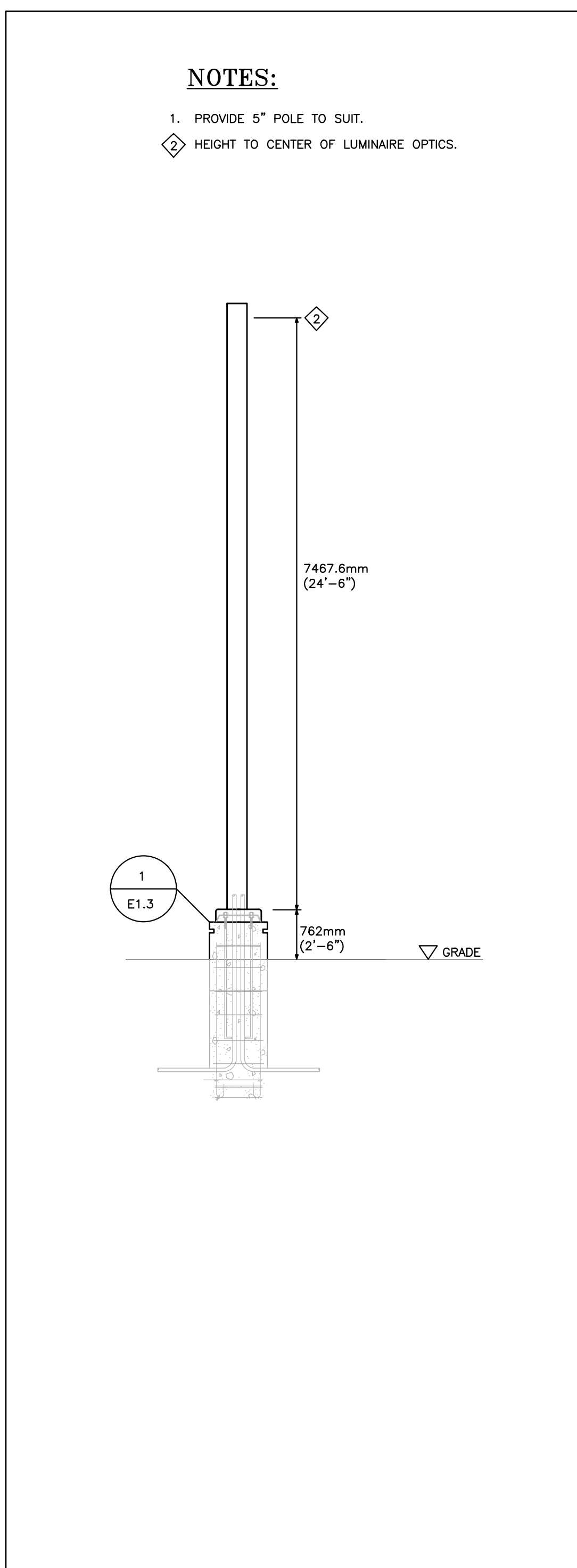


NOTES:

1. PROVIDE ALL WORK ASSOCIATED WITH THIS DETAIL. FINISH TO SUIT ARCHITECT'S REQUIREMENTS. EXACT LOCATION OF POLE MOUNTED LUMINAIRES TO BE COORDINATED WITH ARCHITECTURAL SITE PLAN.
2. REFER TO STRUCTURAL CONSULTANT FOR DETAILS OF BASE. THE BASE SHALL BE PROVIDED BY DIVISION 16 IN ACCORDANCE WITH SHOP DRAWINGS, DETAILS AND COORDINATION WITH GENERAL CONTRACTOR AND DIVISION 3.
3. ELECTRICAL CONTRACTOR TO PROVIDE MINIMUM SIZE OF WIRING 2#10+GND IN 1".



NOTES:

1. PROVIDE 5" POLE TO SUIT.
2. HEIGHT TO CENTER OF LUMINAIRE OPTICS.

LUMINAIRE SCHEDULE							
SYMBOL	LABEL	ARRANGEMENT	TOTAL LAMP LUMEN	LLF	MANUFACTURER	WATTAGE	MOUNTING HEIGHT
○	LA1	POLE MOUNTED	18,347	1	Lithonia Lighting DSX1 LED P6 30K T5M MVOLT SPA DDBXD C/W 4SS-20-BRONZE DOUBLE DRILLED AT 180° AB75	326	27'-0"
○	LA2	POLE MOUNTED	25,616	1	Lithonia Lighting DSX1 LED P9 30K T3S MVOLT SPA DDBXD C/W 4SS-20-BRONZE DOUBLE DRILLED AT 180° AB75	482	27'-0"
○	LA3	POLE MOUNTED	15,156	1	Lithonia Lighting DSX1 LED P5 30K T5W MVOLT SPA DDBXD C/W 4SS-20-BRONZE DOUBLE DRILLED AT 180° AB75	276	27'-0"
○	LA4	POLE MOUNTED	17,725	1	Lithonia Lighting DSX1 LED P6 30K T2S MVOLT SPA DDBXD C/W 4SS-20-BRONZE DOUBLE DRILLED AT 180° AB75	326	27'-0"
●	LA5	POLE MOUNTED	18,347	1	Lithonia Lighting DSX1 LED P6 30K T5M MVOLT SPA DDBXD C/W 4SS-20-BRONZE	163	27'-0"
●	LA6	POLE MOUNTED	15,618	1	Lithonia Lighting DSX1 LED P9 30K RCCO MVOLT SPA DDBXD C/W 4SS-20-BRONZE	241	27'-0"
●	LA7	POLE MOUNTED	14,488	1	Lithonia Lighting DSX1 LED P6 30K BLC MVOLT SPA DDBXD C/W HOUSE SHIELD AND 4SS-20-BRONZE	163	27'-0"
●	LA8	POLE MOUNTED	5,568	1	Lithonia Lighting DSX1 LED P1 30K T1S HS MVOLT SPA DDBXD C/W 4SS-20-BRONZE, HOUSESHIELD	54	27'-0"
●	LA9	POLE MOUNTED	17,725	1	Lithonia Lighting DSX1 LED P6 30K T2S MVOLT SPA DDBXD C/W 4SS-20-BRONZE	163	27'-0"
⊙	LB1	POST TOP	4598	1	HOLOPHONE PUCL2-UTILITY TAFT LED FCO P20-30K-BX-L5-S	45	10'-0"
⊙	LB2	POST TOP	4510	1	HOLOPHONE PUCL2-UTILITY TAFT LED FCO P20-30K-BX-L4-S	45	10'-0"

STATISTICS

DESCRIPTION	UNITS	AVG	MAX	MIN	MAX/MIN	AVG/MIN
PARKING LOT	Fc	2.0	7.3	0.0	N/A	N/A
BACK LOT	Fc	0.0	0.9	0.0	N/A	N/A
GARDEN AREA	Fc	2.6	6.3	0.1	63.0:1	26.0:1
LIGHT TRESSPASS	Fc	0.0	0.1	0.0	N/A	N/A
DRIVEWAY	Fc	1.5	3.7	0.2	18.5:1	7.5:1

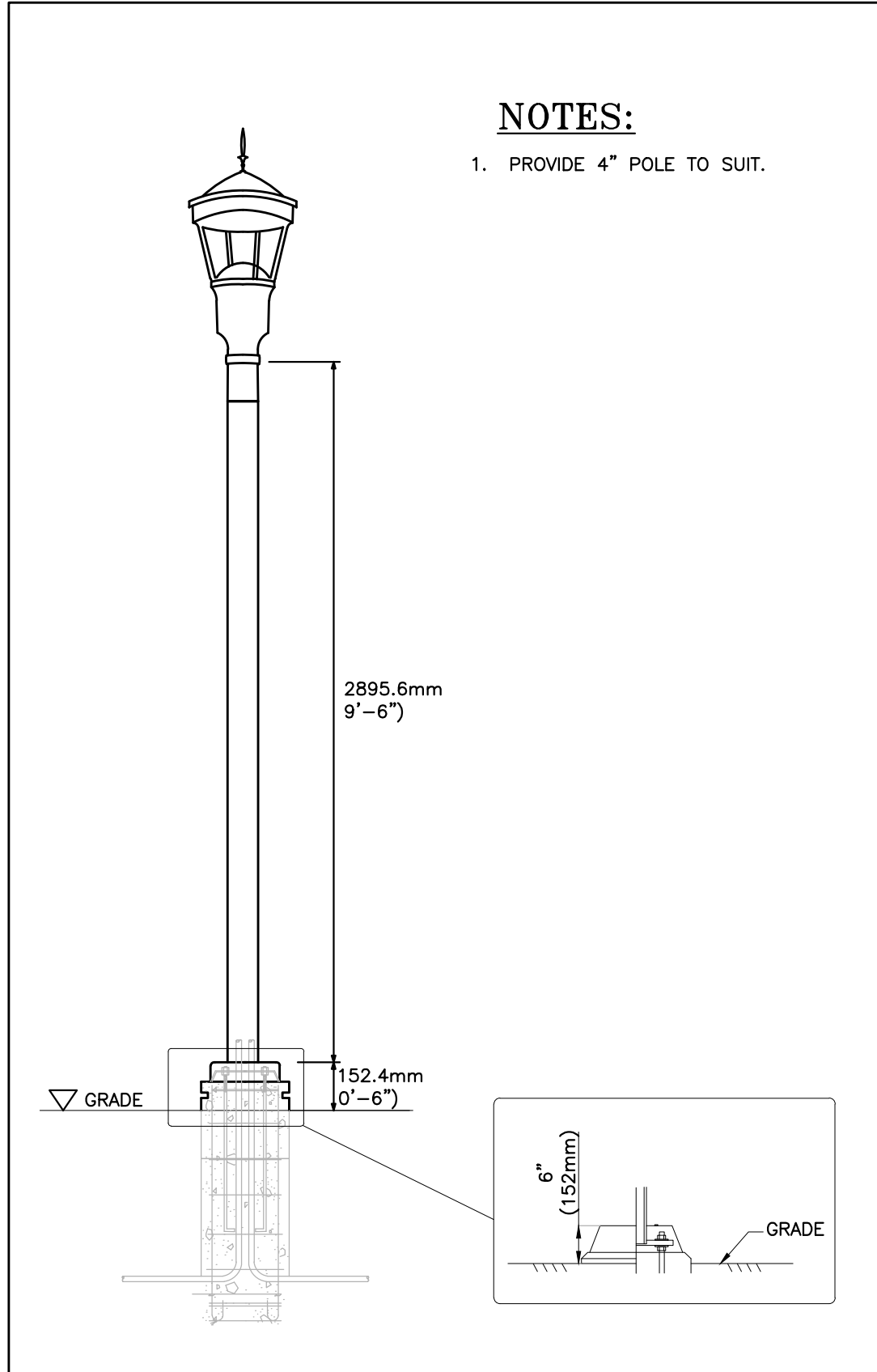
1 LIGHTING POLE BASE DETAIL
SCALE: N.T.S.

2 POLE DETAIL
SCALE: N.T.S.

3 LUMINAIRE SCHEDULE
SCALE: N.T.S.




4 POLE MOUNTED LUMINAIRE
SCALE: N.T.S.



5 LUMINAIRE TYPE 'LB1' & 'LB2'
SCALE: N.T.S.



6 LUMINAIRE TYPE 'LB1' & 'LB2'
SCALE: N.T.S.



TOWN OF CALEDON
PLANNING
RECEIVED

Aug 22, 2022

No.	Revision	Date	By
3.	RE-ISSUED FOR ZPA/SPA	22/06/17	JM
2.	RE-ISSUED FOR ZPA/SPA	20/11/16	JM
1.	ISSUED FOR ZPA/SPA	20/09/15	JM

The contractor shall check and verify all dimensions and report all errors and omissions to the Architect before proceeding with the work. This drawing is the property of the Architect and must be returned to completion of the work. Do not scale drawings.

BATTAGLIA ARCHITECT INC.
1000 Mitchell Avenue Unit 14 Scarborough, On. M1W 2L8
T: 416-492-7772 F: 416-496-7967
e-mail: battagliaarchitect@gmail.com
www.battagliaarchitect.com

Project: 6939 KING STREET CALEDON, ONTARIO

Drawing: SITE PLAN DETAILS

Scale: N.T.S.
Drawn: J.A.
Project no.: 20-100
Drawing no.: E1.3